







Crack Chaser™ Blades for Cardinal Rapid Rabbit Routers



Bevel

BLADE DIAMETER	BLADE THICKNESS	ASPHALT PART NUMBER	CONCRETE PART NUMBER
6"	0.250"	R62504	R62501
6"	0.375"	R63754	R63751
6"	0.500"	R65004	R65001
6"	0.750"	R67504	R67591

Cardinal Saws & Blades

100 Barren Hill Road
 Conshohocken, PA 19428
 Telephone: 1-610-828-6606

Fax: 1-610-828-7798

TOLL FREE:

1-888-503-3353

Fax: 1-888-504-4434

www.cardinalsaws.com

cardinalsales@cardinalsaws.com